CABLAGGIO

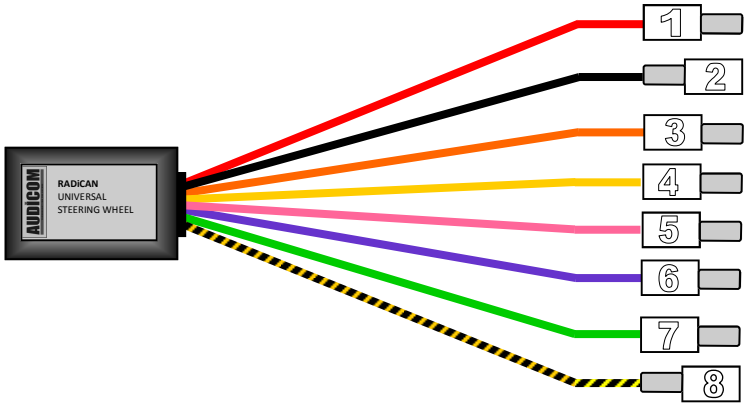

CONNESSIONE

1	ROSSO = Positivo fisso (INGRESSO)
2	NERO = MASSA
3	ARANCIO = service + 15 CAN BUS (USCITA)
4	GIALLO = MUTE OUT collegare al cavo mute della radio
5	ROSA = linea CAN BUS H
6	VIOLA = linea K-BUS solo per BMW e39 e 46
7	VERDE = linea CAN BUS L
8	GIALLO/NERO = MUTE IN al cavo mute del vivavoce (GIALLO)

CONFIGURAZIONE degli SWITCHES

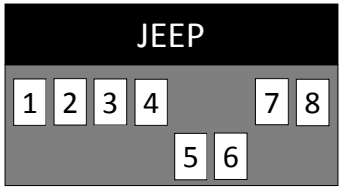

POSIZIONAMENTO DEI FILI CAN BUS E MUTE